International Journal of Research in Artificial Intelligence and Data Science (IJRAIDS)
ISSN: 3139-7174/ Volume 1 Issue 2 April – June 2026
Paper Id: IJRAIDS -V1I2P104/ Page No: 31-42

Journal of Research in Artificial Intelligence and Data

Original Article

Personalized Healthcare Diagnostics Using Multi-Source Genomic and Behavioral Data

Ishwarya[1], Archana[2]

Srimad Andavan Arts and Science College, Trichy, Tamil Nadu, India

Received Date: 23 March 2026 | Revised Date: 07 April 2026 | Accepted Date: 20 April 2026

Abstract

In the rapidly changing world of modern medicine, a groundbreaking change is happening: personalised healthcare diagnostics that use genomic and behavioural data from many sources. Traditional diagnostic systems, while beneficial, frequently utilise a "one-size-fits-all" approach that does not consider the intricate uniqueness of human biology and lifestyle. We now have the ability to study health at an unprecedented personal level since genome sequencing technology and behavioural data collecting through wearables, cellphones, and digital platforms are becoming more common. This study examines the integration of genomic and behavioural datasets to develop personalised diagnostic systems that can identify, predict, and potentially prevent disease with enhanced accuracy and promptness.

The human genome is the core of this strategy. It is a dynamic map of genetic information that may tell us about disease susceptibility, treatment response, and biological features. Using cutting-edge methods like whole-genome sequencing, CRISPR analysis, and polygenic risk assessment, doctors can now find hidden genetic markers long before any clinical signs show up. Genetics alone, though, does not influence health outcomes. Behavioural patterns, including physical activity, sleep cycles, nutrition, stress, and social contacts, are equally significant. These behavioural insights, obtained by digital phenotyping and sensor-driven monitoring, enhance genomic data by providing context for gene expression in real-world scenarios. The outcome is a more comprehensive and nuanced understanding of personal health.

This research examines the techniques employed to amalgamate these varied data streams. Machine learning (ML), deep learning (DL), and data fusion techniques are the main ways to align, understand, and make conclusions from organised (like genome sequences) and unstructured (like lifestyle logs) data. Predictive algorithms trained on this hybrid data can find the first signs of sickness, tailor treatment regimens, and improve preventive measures with an unequalled level of detail. In oncology, cardiology, and mental health, this method has already shown how it can change things for the better. For example, AI models that look at both genetic predisposition and behavioural risk factors can give early warnings about heart disease or depression, so that steps can be taken before symptoms get bad or permanent. Nonetheless, the execution of these individualised diagnostic frameworks encounters considerable obstacles. There are big ethical and logistical problems with genomic and behavioural data because of privacy concerns, the lack of standardisation across data sources, and the fact that high-throughput sequencing is not available to everyone. Additionally, incorporating AI-driven insights into conventional clinical procedures necessitates significant transformations in medical education, policy, and infrastructure.

The discipline is ready to grow quickly in the future thanks to the ongoing development of edge computing, wearable biosensors, federated learning, and quantum genomics. Future research is anticipated to broaden into multi-omic integration, real-time health monitoring, and the implementation of dynamic feedback systems for ongoing diagnosis and personalised care. The integration of multi-source data in personalised healthcare diagnostics offers the potential for enhanced medical practices that are not only more effective but also more intelligent, equitable, and humane—tailored to the individual rather than the general population.

Keywords

Personalized healthcare, precision medicine, genomic data, behavioral data, multi-source data fusion, AI in diagnostics, machine learning in healthcare, predictive analytics, healthcare informatics, patient-centric diagnostics, data-driven healthcare, bioinformatics, electronic health records (EHR), genetic profiling.

This is an open access article under the CCBY-NC-ND license (https://creativecommons.org/licenses/by-nc-nd/2.0/)

Introduction

In a time where algorithms can guess what we'll buy next, what song we'll listen to next, and how to organise our digital lives, a more important concern comes up: can they also guess what sickness we'll have next? Healthcare nowadays is going through a big change. Instead of using standard treatment procedures, doctors are now using very personalised care, where each patient's unique genetic composition and behaviour patterns influence diagnosis and therapy. The integration of genomic information and behavioural data, which were previously separate, is what makes this change happen. Together, they are the foundation of personalised healthcare diagnostics, creating a new way of thinking about medicine that doesn't only treat disease but also predicts it.

Traditional diagnostics have been beneficial for medicine; nevertheless, they frequently depend on symptomatic analysis and population averages, neglecting the intricate biological and behavioural variations among people. A standardised strategy can overlook nuanced indicators that are essential for early detection or tailored treatment techniques. The rise of cheap genome sequencing plus the huge amount of digital behavioural data available from activity trackers, cellphones, and even social media has created a new chance to change the way we diagnose diseases. These varied and ever-changing data sources enable both clinicians and AI models to generate health projections that are not only precise but also customised for each individual.

Genomic data, which is basically the biological script of life, gives us a lot of information about inherited features, how likely someone is to get sick, and how they could respond to different therapies. It sets the stage for predictive and precision medicine, which makes it possible to provide proactive care instead of reactive care. Genes do not function alone. Behavioural research shows that environmental factors, daily behaviours, stress levels, nutrition, and sleep patterns have a big impact on how genes are expressed and how diseases arise. This behavioural layer gives real-time, context-based input on the person's current status and the effects of their lifestyle, bridging the gap between biological potential and experienced reality.

To combine these two areas—genomics and behavior—we need advanced data fusion methods, strong computational models, and ethical guidelines. Machine learning (ML) and deep learning (DL) algorithms, along with modern statistical tools, make it possible to make sense of huge, high-dimensional datasets. These models may discover connections, find risk profiles, and recommend personalised diagnostic and therapeutic techniques that improve results and efficiency by training on integrated datasets.

This paper examines the evolving domain of personalised diagnostics that utilise both genomic and behavioural data. It looks at how data is collected and combined, the machine learning models that make this revolution possible, and how it might be used in many areas of medicine. It also talks about the important ethical, social, and technical problems that need to be solved, such as data protection, fair access, and problems in putting the plan into action in the clinic.

As healthcare changes to keep up with the needs of 21st-century medicine, combining data from many sources will be important for more than just better diagnostics; it will also be important for changing the whole healthcare experience. The future of medicine is not simply personal; it is also predictive, preventive, and heavily reliant on data. In this future, diagnostics won't only tell us what's wrong; they'll also tell us what's coming and how to fix it.

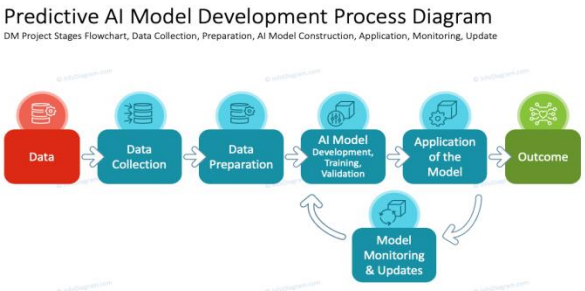

Figure 1. Introduction

The Evolution of Personalized Healthcare

Medicine has always been a mix of art and science. It starts with observation but always seeks to learn more. For hundreds of years, treatment had to be personal; doctors treated people based on their symptoms, gut feelings, and experience. But as healthcare became more industrialised in the 20th century, medicine moved towards standardisation. It became normal to have guidelines, protocols, and averages. This method made it possible for a lot more people to use it and made things more consistent, but it also meant that individual differences were lost.

Personalised healthcare was previously the norm for village healers and family doctors. In the data-driven age, it became a radical new idea.

The mapping of the human genome was the first step towards the personalised healthcare we have today. The Human Genome Project finished its big job in 2003 by figuring out the 3 billion base pairs that make up human DNA. This milestone didn't only start a new chapter in biology; it opened the whole book on personalised medicine. It was no longer just science fiction that diseases could be anticipated, diagnosed, or even stopped based on a person's genetic makeup. Genes were no longer just ideas; they were pieces of information that could be looked at and acted on.

But as we went from genotypes to health outcomes, it became evident that DNA alone doesn't decide what happens in life. The emergence of epigenetics and behavioural health research has shown a more intricate reality: gene expression is affected by lifestyle, environment, and psychological factors. A person's everyday routines, such as what they eat, how they sleep, and how much stress they deal with, can really turn genes on or off. This understanding broadened the parameters of personalised care to include behavioural data alongside genomic information.

The transformation went on with the rise of wearable technologies and mobile health (mHealth) apps. People weren't just patients anymore; they were living, breathing data sources. Real-time data became an important part of modern healthcare diagnostics, from heart rate to glucose levels, sleep cycles to mental health markers. When combined with genomic data, this provided a layered, dynamic picture of a person's health that made it possible to find problems early, keep an eye on them all the time, and make very targeted changes.

This evolution has sped up thanks to artificial intelligence (AI). Now, machine learning models look through data from many sources to find patterns that people can't see. AI is what makes personalised healthcare not just conceivable, but also powerful. For example, it can forecast cancer risk based on gene expression and lifestyle or tailor mental health treatments to each person's needs using smartphone data.

Personalised healthcare is now moving from the classroom to the real world. Oncologists use genomic data to choose medicines that are right for each patient. Based on inherited cholesterol markers, cardiologists suggest modifications to your lifestyle. Psychiatrists use digital phenotyping to keep an eye on mood and behaviour. What was once a catchphrase is now the foundation of the next generation of medicine.

But this change is far from over. In the future, healthcare may be even more personalised, with real-time updates that are not simply reactive but also adaptable. In this changing story, the patient is not simply someone who gets care; they are also someone who helps shape their own health journey. The story of medicine has always been about healing, from Hippocrates to high-throughput sequencing. Now, it's about getting to know each person, with all of their biological and behavioural complexity.

Role of Genomic Data in Health Diagnostics

The complex code in our DNA is at the heart of personalised treatment. The human genome is a huge instruction book with away for decades because it was too expensive to sequence and too hard to understand. But as genomic technologies have improved, decoding DNA has grown faster, cheaper, and easier to do. This has changed the area of health diagnostics from a reactive science to a predictive art.

Genomic data is both the basis for and the future of diagnostics. Genomics helps doctors find genetic predispositions to a wide range of diseases, from common ones like heart disease and Type 2 diabetes to rare genetic disorders like Huntington's or cystic fibrosis. These insights make it possible to find problems early and keep an eye on people who are at high risk. In many circumstances, knowing that someone has a certain mutation, like in the BRCA1 gene for breast cancer, can save their life by making them take steps to avoid getting the disease or getting screened more often.

Genomic diagnostics, on the other hand, do a lot more than just guess risk. Pharmacogenomics uses genomic data to make medicine prescriptions fit a person's genetic composition. For instance, patients with differences in the CYP450 gene family may break down some drugs too rapidly or too slowly, which can change how well they work and how likely they are to cause adverse effects. By looking at these markers, healthcare providers can find the right dose, avoid bad drug reactions, and get better results from treatment. What used to be guessing is now precise.

Genomic data is a game-changer in oncology. Sequencing a tumour helps find mutations that can be acted on, which lets doctors choose tailored medicines that kill cancer cells without harming healthy ones. This procedure, called precision oncology, is a big step forward from standard treatments that use broad, harmful methods like chemotherapy. Additionally, continuous genetic monitoring can show how tumours change over time, which can help clinicians change their treatment plans on the fly.

Whole-genome sequencing (WGS), whole-exome sequencing (WES), and next-generation sequencing (NGS) are some of the technologies that have made it possible to gather and study large volumes of genetic data. These methods find single nucleotide polymorphisms (SNPs), gene deletions, duplications, and other changes that can affect how a disease develops. When combined with machine learning, genetic information may be searched for patterns that show when a disease will start, how it will develop, and how it will respond to treatment. This makes a roadmap for AI-driven diagnostics.

Still, it isn't always easy to understand genomic data. A lot of genetic variants are called "variants of unknown significance" (VUS), which makes it hard to make clinical decisions. Genetic risk does not determine fate; environmental and behavioural factors interact with genes in intricate manners. This is where combining data from genetics with data from lifestyle and behaviour becomes very important for more accurate, real-world diagnosis.

Even if there are problems with standardisation, ethics, and fair access, genetic data is becoming more and more important in diagnoses. As sequencing becomes a normal part of care and AI gets better at interpreting data, the idea of personalised, DNA-based therapy is getting closer to being a reality. In this new age, your genome is no longer just a biological artefact; it is your first and most powerful health record. It tells you secrets, warns you, and shapes the future of how we find, cure, and even stop sickness.

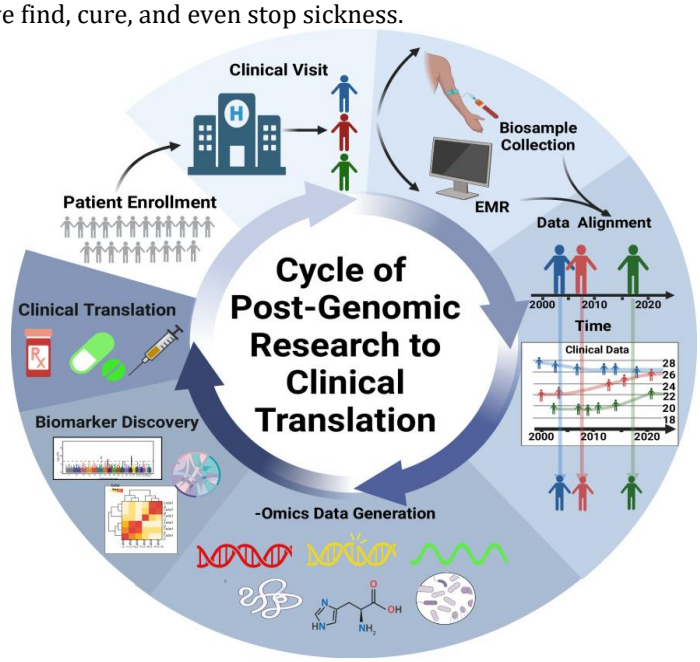

Figure 2. Role of Genomic Data in Health Diagnostics

Behavioral Data: The Missing Piece of the Puzzle

If the genome is the blueprint for who we are, then behavioural data is the continuing annotation—a real-time commentary that shows how we really live our lives. Genomic data has given us a lot of useful information on biological predispositions, but it's not the whole story. Our habits, emotions, actions, stress levels, sleep cycles, diet, and digital behaviour also affect our health every day and every hour. To put it simply, the human experience is important. And not using behavioural data in healthcare diagnostics is like reading the script without seeing the show.

Behavioural data includes both active behaviours (like smoking or working out) and passive indications (like step counts, screen time, or heart rate variability). Now that we have wearable devices, cellphones, and IoT health tools, we are able to collect more of this kind of data than ever before. Your smartwatch can tell how long you slept. The accelerometer in your phone can tell if you've been sitting all day. Stress or early indicators of depression might be found by apps that keep track of how you speak or type. This ecosystem of digital phenotyping shows clearly how daily habits affect health and how they could be used to forecast and even stop sickness.

Behavioural data is dynamic, meaning it varies all the time based on things like mood, surroundings, season, and social context. Genomic data, on the other hand, is rather stable. This makes it quite useful for diagnosing things. For example, if a person's level of physical activity and sleep quality steadily gets worse over the course of weeks, this could be a warning that they are about to have a depressive episode or that their heart is under a lot of stress. An increased heart rate and altered circadian rhythms may precede acute sickness. When combined with genomic risk profiles, behavioural signals can serve as early warning systems, effectively changing diagnostics from a passive assessment to an active monitoring process.

Behavioural data does more than only find problems; it also customises treatment. Think about two people who are genetically predisposed to Type 2 diabetes. One eats a healthy diet, works out often, and handles stress well. The other person has a high-stress, sedentary life. The results will be very different for them. Behavioural data fills in the gaps between genetic potential and real-life probability, giving diagnoses more depth and context than genes alone can.

Behavioural analytics have also showed great promise in mental health, where standard diagnostic methods typically fail. Long before a patient asks for treatment, patterns in how they use their smartphone, how they use social media, and how they talk can show signs of anxiety, sadness, or even early psychosis. In an area where stigma and access problems are common, passive behavioural monitoring could save lives.

But there are problems with using behavioural data in a responsible way. We need to be careful when talking about privacy issues, data ownership, and the moral use of passive surveillance. Another risk is overinterpretation, which is when noise is taken for signal. Machine learning models trained on diverse, longitudinal data are helping to tackle this—but human oversight remains important.

In the end, behavioural data is what makes diagnostics go from a static picture to a living, breathing health profile. It's not only about your biology; it's also about how you live and how those choices affect your health. Behavioural data offers diagnostics rhythm, meaning, and velocity in the dance between DNA and daily choices.

Multi-Source Data Fusion Techniques

Data is the new diagnostic gold in personalised healthcare, but it's not enough to just have a lot of it. It's about understanding it. Genomic data tells us who we are at the molecular level. Behavioural data shows how we live, think, and act. Clinical records, wearable sensor outputs, environmental exposure data, and even social media behaviour all tell us something about our health. But by themselves, these slices are merely noise. We need multi-source data fusion techniques to get the most out of these different data streams. These systems can combine, align, and get insights from them to provide us accurate, useful diagnostics.

The main idea behind data fusion is to combine information from many sources to make a single view. In healthcare diagnostics, that entails putting together genomic sequences, electronic health records (EHRs), real-time behavioural monitoring, lifestyle data, and sometimes even voice or text analysis into one model that can be used to make diagnoses. But this isn't easy. Genomic data is high-dimensional and static, behavioural data is time-series and noisy, and EHRs are generally semi-structured or unstructured. Each form of data has a different structure. To connect various formats, you need complex computational frameworks.

One typical method is feature-level fusion, which combines data from several sources at the input level. For example, a diagnostic algorithm might take in polygenic risk scores (from genomic data), activity levels (from wearables), and symptom reports (from mobile health applications) all at once to guess when a disease would start. We normalise, encode, and combine these raw information to train machine learning models like decision trees, random forests, or neural networks. These models may learn complex relationships and patterns that can be used to make predictions.

Decision-level fusion, on the other hand, takes the predictions from several models that were trained on different types of data and merges them together. For instance, a genomic model would say that there is a 60% likelihood of getting heart disease based on mutation profiles, whereas a behavioural model might say that there is a 70% chance based on not sleeping well and being very stressed. The fusion algorithm combines these to make a more detailed final diagnosis. This modular method lets systems change quickly and include new data streams without having to retrain the whole model.

Deep learning-based representation learning is a newer method. In this method, autoencoders, transformers, or multimodal neural networks learn abstract characteristics from each type of data and then put them in a single latent space. This helps people understand the context better, especially when dealing with complicated problems like depression, cancer, or autoimmune diseases when symptoms can be hereditary, physical, or psychological.

Data harmonisation is the most important part of all of these methods. This means making sure that data formats are the same, that missing values are handled, that periods are aligned, and that bias is managed. HL7 FHIR for clinical interoperability, VCF for genetic variations, and wearable APIs for sensor data are all tools that are helping to bring these sources together. Federated learning and edge computing are becoming popular ways to combine data without putting sensitive health information in one place.

In the end, multi-source data fusion isn't merely a technological exercise; it's what makes personalised treatment feasible. It lets doctors see the patient as a living, breathing system of biology and behaviour, not just a bunch of numbers. The future of medicine doesn't lie in selecting between data types; rather, it resides in the intelligent and ethical integration of these forms into a cohesive, personalised health narrative.

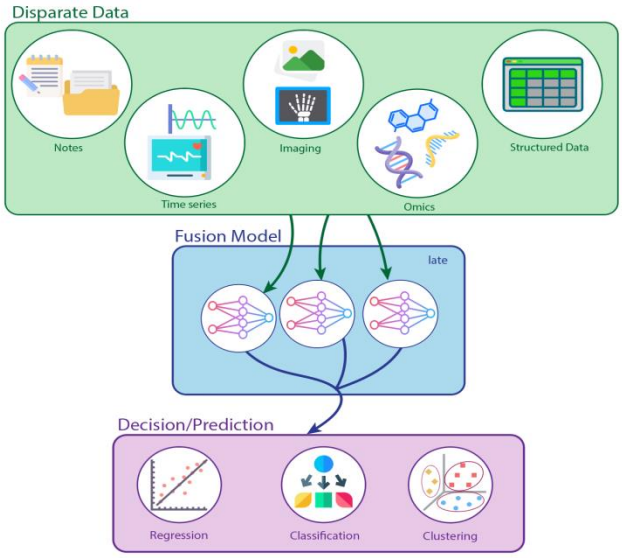

Figure 3. Multi-Source Data Fusion Techniques

AI and Predictive Modeling in Personalized Diagnostics

Artificial Intelligence (AI) is no longer simply a term in healthcare. It's the brain behind the scenes that is silently changing diagnostics from a manual, symptom-based approach to a smart, predictive environment. AI and predictive modelling are what turn raw data into vital information in the field of personalised healthcare, where genomic data, behavioural patterns, and real-time inputs come together.

Standard diagnostic approaches depend on set criteria and standards based on symptoms. These methods often miss diseases that are still in their early stages or subtle, personalised indicators of decline. AI changes that model completely. AI systems learn from data patterns, such as millions of genomic variants, daily physiological signals, and electronic health records, instead of only depending on human interpretation. This lets them produce predictions that are dynamic, personalised, and often more accurate than traditional methods.

Machine learning (ML) is one of the most promising tools in this area. In personalised diagnostics, supervised ML models such as decision trees, support vector machines, and ensemble approaches evaluate labelled data (e.g., established cases of heart disease) to forecast outcomes in unexamined individuals. For example, these models use a lot of different types of data, including BRCA1 mutations and fitness tracker outputs, to figure out how likely someone is to have breast cancer. The model gets stronger as the data gets more varied.

Convolutional neural networks (CNNs) and recurrent neural networks (RNNs) are examples of deep learning that go even further. These models can find patterns in genomic sequences with many dimensions, image-based tests like MRIs or skin scans, and behavioural data over time that people can't see. For instance, AI models may find hereditary syndromes by looking at face traits and speech patterns. This is something that no traditional doctor could achieve on a large scale.

Another new concept is reinforcement learning, which changes based on feedback. This method works well for personalised healthcare platforms that keep an eye on patient data in real time and change their recommendations on the fly. Imagine a device that senses that your heart rate variability is going down every day and gently pushes you to sleep more, even before you feel tired or sick.

But just making predictions isn't enough. The best thing about AI in personalised diagnostics is that it can predict future health problems. For example, predictive models can identify people who are at risk of acquiring Type 2 diabetes not only based on their genetics, but also on how their activity levels, eating habits, and stress levels change. This changes healthcare from responding to problems to preventing them in the first place.

AI is not magic, though. In order to avoid bias, these models need to be trained on data sets that are representative. Black-box models are typically hard to explain, which makes doctors hesitant to trust AI choices. This is where explainable AI (XAI) comes in. It makes machine predictions more clear and builds confidence between them and human control.

To sum up, AI and predictive modelling are the most important parts of personalised diagnostics. They bring together data from many sources to create useful, forward-looking insights that help healthcare systems assess not only what is happening now but also what will happen in the future. It's not only that algorithms will take the place of doctors; they will also give doctors more power to diagnose earlier, treat smarter, and care more deeply.

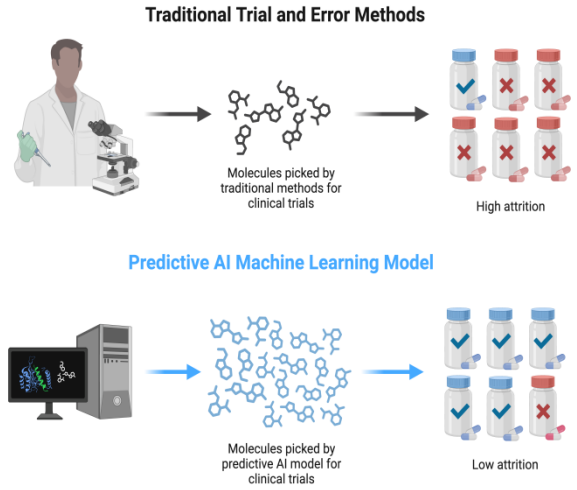

Figure 4. AI and Predictive Modeling in Personalized Diagnostics

Ethical and Privacy Concerns in Data-Driven Healthcare

As data-driven healthcare grows, so are worries about privacy and ethics. Personalised diagnostics based on genomic, behavioural, and clinical data sound like a medical fantasy, but there's a nasty side to it. When we digitise a person's DNA, keep an eye on their sleep, count their steps, write down their moods, and feed it all into predictive AI, we're not just treating a patient anymore; we're making a profile of them. And that means we need to think hard about how we gather, keep, understand, and distribute such private information.

Privacy is the main point of this argument. Genomic data is different from other health information because it is unique and can't be changed. You can change your password, but you can't alter your DNA. Behavioural data provides another level of awareness by showing where you travel, how you move, when you're agitated, and sometimes even how you think. If this information gets into the wrong hands, it might be exploited to construct a detailed picture of a person. What are the risks? Employers or insurance companies discriminating against people based on their genes. Watching without permission. Data breaches that show health problems. Once this information gets out, there's no way to get it back.

This brings us to the difficult topic of informed consent. What does real consent look like in a world where data is always being collected, often without the person knowing it, through wearables, applications, or online behaviour? Many people swipe through the terms of service without reading them. Do they really know what is being collected, how it is being utilised, and who is making money off of it? In this day and age, we need to change

what we mean by "transparency." Patients should not only provide their consent, but they should also comprehend what they are consenting to.

Another ethical problem is who owns and controls data. Who owns your genome: the person, the sequencing lab, or the research institution? What about the information that your smart watch or mental health app collects? The situation is not clear right now, and businesses often have more control over people's health data than the people themselves. There is an urgent need for frameworks that treat patients as the main owners of their data and provide them the right to view, change, and even erase it.

Then there's bias in algorithms. If AI models are trained on datasets that favour specific ethnicities, genders, or socio-economic backgrounds, their predictions can be dangerously wrong for groups who aren't well represented. This can cause wrong diagnoses, unfair treatment suggestions, and make health disparities even worse. To make sure that all groups are treated fairly, ethical AI must be open to everyone, easy to understand, and checked on a regular basis.

Lastly, think about how safe your data is. Cyberattacks often target healthcare data. Hospitals, research labs, and new digital health companies need to use the best encryption, authentication, and anomaly detection technology available. But security isn't only about technology; it also needs a culture of ethical awareness, strict control, and persistent watchfulness.

In short, data-driven healthcare has a lot of potential, but the stakes are quite high for people. It's not only about bytes and algorithms; it's also about trust, freedom, and fairness. For personalised diagnostics to really help individuals, they need to be based on privacy-first design and ethical integrity. When health and data come together, it's not just about what we can do; it's also about what we should do.

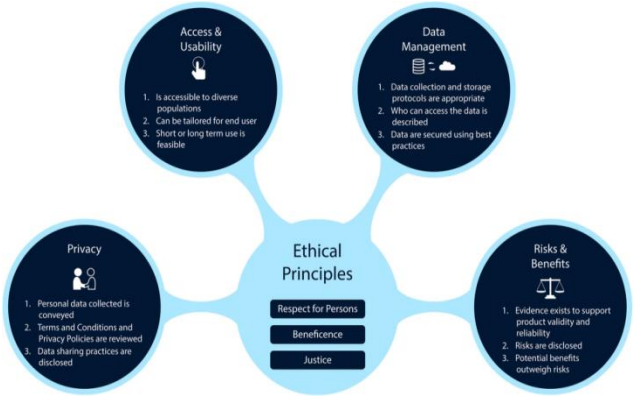

Figure 5. Ethical and Privacy concerns in data-driven healthcare

Real-World Applications and Case Studies

The promises of personalised healthcare diagnostics may sound like something from the future, but they are no longer just ideas in academic journals or biotech labs. They are here, they are real, and they are changing lives. The combination of genomic and behavioural data is changing how diseases are found, treated, and avoided in hospitals, clinics, and even on personal devices. Let's look at some real-world uses and case studies that show how theory and practice, as well as technology and treatment, can work together.

In oncology, genetic profiling has completely changed how cancer is treated. This is one of the most convincing examples. Next-generation sequencing (NGS) is now a common way for institutions like Memorial Sloan Kettering and MD Anderson to look at tumours at the molecular level. Doctors don't use a one-size-fits-all chemotherapy approach; instead, they change the treatment based on the presence of certain mutations, such as EGFR in lung cancer or HER2 in breast cancer. This precision oncology paradigm not only raises survival rates but also lowers unnecessary toxicity by avoiding treatments that don't work. For example, in the National Cancer Institute's NCI-MATCH trial, individuals with uncommon cancers were treated successfully based on the genetic profile of their tumours, not where they were located.

In cardiology, businesses like HeartFlow are using AI and imaging data to figure out how likely someone is to have coronary artery disease without having to do anything invasive. Genomics-based risk prediction algorithms are being used to find patients with genetic diseases like familial hypercholesterolaemia. This lets doctors make lifestyle changes early on that can stop heart attacks years later. Wearable data, like that from Apple Watches or

Fitbits, adds to the stream of heart rate, sleep, and activity data that doctors can use to find indicators of cardiac stress before the patient even notices it.

In the field of mental health, real-world applications are even more creative. Mindstrong and Ginger, for example, leverage behavioural data from smartphone use, such as how fast you type, how you scroll, and how you interact with the screen, to find early symptoms of mood changes, anxiety, or depression. This combination of genomic markers for psychiatric risk and other factors gives us a better overall picture of mental health. One clinical experiment shown that digital phenotyping could forecast manic episodes in bipolar disorder up to a week prior, allowing for timely intervention by patients and physicians.

Then there's public health, where the All of Us Research Program (by NIH) is building one of the largest biomedical databases ever by gathering genetic, behavioural, environmental, and EHR data from more than a million Americans. The goal? To make personalised medication available to everyone, not just the rich. Early findings have already revealed genetic variations associated with chronic kidney disease in African American populations, highlighting the significance of data diversity.

Startups are even making waves. 23andMe began as a kit for people to find out about their ancestors, but it has grown into a platform for using genetic data to figure out health risks. Users now get reports on their risk of getting diseases like Parkinson's or coeliac disease. They can take this information to their doctors before they show any signs of illness.

These case studies show that personalised diagnostics are more than just an intellectual exercise; they're changing how medicine is done in the real world. They make it possible to intervene sooner, make more precise diagnoses, and get therapies that are right for you instead of the typical person. It's not about using algorithms instead of doctors; it's about giving doctors better data so they can do their jobs better.

Challenges in Implementation and Scalability

Personalised healthcare diagnostics are really intriguing and could change the way we do things, but getting from idea to clinic is not easy. It's not easy to build systems that combine genetic, behavioural, and clinical data. These technologies are already being used successfully by research pilots and top medical centres, but they are not being used as widely in public health systems, rural clinics, and places with little resources. There is still a big gap between innovation and scalability, and it will need more than simply algorithms to get across it. It needs infrastructure, rules, standards, and a big change in culture.

The most important problem is integrating the data. Genomic data, behavioural signals, and electronic health records all have diverse formats, sizes, and frequencies. Wearables can collect data every second, yet genetic sequences are huge and don't change. It is theoretically hard to combine these datasets in a way that makes sense for clinical use. Many healthcare systems don't have the interoperability they require to share, synchronise, and make sense of data from many sources. A messy network of old software, broken systems, and uneven standards often stops implementation before it even starts.

The next concern is with the infrastructure. For advanced data fusion and AI-based diagnostics to work, you need high-performance computation, safe data storage, and the ability to process data in real time. Most hospitals, especially in underdeveloped countries, don't have the digital infrastructure or trained staff to run these systems well. Even in areas where people are good with technology, keeping secure, always-on pipelines for sensitive health data is hard and costly.

Cost is still a big problem. The price of genome sequencing has dropped a lot in the previous ten years, yet many people still can't afford it. When you add in the expense of wearable devices, data platforms, software licenses, and AI development, personalised diagnostics soon become a high-end service. Until these technologies are made more affordable, more widely available, or more accessible to everyone, they could make the existing perilous gap between people who have good health and those who don't even bigger.

Regulatory uncertainty also slows things down. Personalised diagnostics make it hard to tell what they are: medical instruments, software, or services? Regulatory authorities like the FDA and EMA are still figuring out how to judge AI models, especially those that learn and change over time. Healthcare providers may be hesitant to use these technologies because they are afraid of legal problems or compliance concerns because there aren't clear criteria and approvals.

There is also the human factor—some doctors aren't ready for care that is based on data. A lot of doctors don't know anything about genetics, how to read data, or AI systems. Even the best tools can go unused if they don't have easy-to-use interfaces and people aren't trained on how to utilise them. For people to use it, clinicians need to trust it and it needs to be easy to use. This means that medical education and the culture of organisations need to change a lot.

Lastly, let's talk about trust in the public. Patients may be hesitant of systems that gather a lot of personal information, especially when they aren't clear about what they're doing. Without robust ethical guidelines, privacy protections, and clear information, even the best tests may not be accepted.

In short, personalised healthcare diagnostics have a lot of potential, but making them work on a larger scale entails figuring out problems with technology, society, the economy, and the law. The technology is ready. The science is real. But real change will only happen when people, policy, and systems catch up.

Future Prospects and Research Directions

As personalised healthcare diagnostics keep becoming better, the way forward is bright, complicated, and still mostly unknown. Genomic research, behavioural analytics, and artificial intelligence are all coming together to create new possibilities. We've only just begun to see what's conceivable. It's not enough to just make today's technologies better for personalised diagnoses. We need to reassess what health, sickness, and care delivery really mean.

One of the most promising new areas is the growth of multi-omic integration. Genomics has been the focus of attention, but researchers are also looking at combining other "omics," such as transcriptomics, proteomics, metabolomics, and epigenomics. Scientists can get a better picture of human health by adding these other forms of biological data on top of the DNA. For example, transcriptomics can tell you which genes are being actively expressed, and proteomics can tell you how proteins are interacting. These two things may give you even more precise diagnostic predictions than genomics alone. These multi-omic methods are already being tried out on cancer, neurological diseases, and rare genetic diseases.

Another new field is the real-time mixing of behavioural data with AI-based monitoring systems. Wearables, smart home gadgets, and even voice and facial recognition could be used in the future to constantly check a person's mood, food, sleep, and activities. These technologies won't just find problems; they'll also be able to tell when a sickness is about to start weeks or months in advance. Picture a smart ring that can tell when inflammation is starting and tell your doctor before you have any symptoms. This level of anticipatory care is becoming possible because to research on ambient intelligence and passive surveillance.

Federated learning and edge AI will also be very important for safely and ethically expanding personalised diagnostics. Federated models let devices train algorithms locally and just communicate model updates, not raw data. This is better than putting sensitive patient data in huge cloud systems, which could lead to breaches and privacy issues. This might let hospitals and gadgets work together on AI training while keeping patient privacy safe.

There is a tremendous drive for explainable AI (XAI) in research, especially when it comes to high-stakes diagnosis. Black-box models might be right, but they are hard to use in clinics because they are hard to understand. Future systems must not just produce predictions but also explain them in a way that people can understand. Researchers are working on making AI more transparent, less biassed, and easier to follow while making decisions. This way, clinicians will trust AI instead of being afraid of it.

The battle for fair access and a variety of data is just as important. Future research must guarantee that datasets encompass a diverse array of ethnicities, genders, ages, and socio-economic backgrounds to prevent the continuation of existing health inequities. The push for decentralised clinical trials, shared data repositories, and research done with community partners is a reaction to this critical demand.

Personalised diagnostics will not be limited to hospitals or laboratories in the future. They'll be in your pocket, on your wrist, and in your house, watching over your health without saying a word. But they won't be successful only because of new technology; they also need trust, rules, and people to be ready to use it.

The future isn't only about what technology can achieve; it's also about what people are willing to accept, preserve, and grow. That's where the next chapter in health care really starts.

Conclusion

The development of personalised healthcare diagnostics marks one of the most significant changes in the history of medicine. We are entering a time when health is understood at the level of the person, thanks to the exact interaction of genomic blueprints and behavioural signs. This is because we are no longer tied to broad assumptions or strict treatment regimens. The combination of data from many sources, such as DNA sequences, everyday activities, environmental exposures, mental states, and even digital footprints, has led to diagnostics that are not only more accurate but also more human.

During this research, we examined the role of genetic data in establishing the biological basis for personalised diagnoses. It aids in recognising hereditary risk factors, pharmacological responsiveness, and susceptibilities to intricate diseases, like cancer, diabetes, and cardiovascular conditions. Our genes can inform us where we might be going, but they don't work alone. Behavioural data completes the narrative by illustrating the impact of lifestyle, stress, sleep, food, and emotional well-being on health outcomes. The living layer is what makes the programming inside us make sense.

Using advanced data fusion methods to merge these different datasets gives us a better picture of the patient as a whole. This integration becomes even more dynamic with the use of AI and predictive modelling. It can now give real-time insights, risk forecasts, and preventive recommendations that were not possible before. The practical uses are already being seen, from finding cancer to keeping an eye on mental health. They show that this method can work and that it is ready to change clinical treatment on a large scale.

But the trip is not without its bumps. As we've talked about, there are a lot of problems that make it hard to put this into action on a large scale. These include problems with technology, infrastructure, data interoperability, and unclear rules. When dealing with such personal information, ethical and privacy issues may be more important. Concerns around consent, ownership, monitoring, and algorithmic bias necessitate rigorous scrutiny. For personalised diagnoses to really help people, they need to be based on openness, inclusion, and trust.

The future of this profession depends on people from other fields working together. Medical professionals, AI developers, ethicists, regulators, and patients must work together to make the systems that will shape the future of healthcare. Research must persist in enhancing model interpretability, augmenting data privacy through methodologies such as federated learning, and diversifying data sources to mitigate systemic biases. Also, doctors need to get better knowledge and training so they can understand and trust AI-based diagnostic advice.

The vision for the future is clear: a world where diseases are not just treated but also predicted; where care is ongoing rather than episodic; and where diagnostics are a part of everyday life rather than just being done in labs and clinics. Picture waking up and being gently urged by your health assistant to drink more water because your wearable identified early signs of dehydration and inflammation. Imagine catching a cancer at Stage 0, before any symptoms show up, thanks to a little change in genetic expression that your regular digital health scan picks up. These situations are not science fiction; they are the inevitable outcome of personalised, data-driven medicine.

But we need to be careful. We make ourselves more vulnerable by digitising the very fabric of our biology and behaviour. It's not enough to just make diagnostic tools better; we also need to make systems that are fair, safe, and long-lasting. We should not only think about what we can do, but also what is right.

In conclusion, the combination of genomic and behavioural data from many sources is a major step towards genuinely personalised diagnoses. These diagnostics recognise the patient as a complex, unique, and changing person, not just an average one. The journey ahead is hard, but the end goal is life-changing. This is a future where medicine is not just advanced, but also very personal, very moral, and very human.

References

[1] Collins, F. S., and Varmus, H. (2015). A new project in precision medicine. New England Journal of Medicine, 372(9), 793–795. https://doi.org/10.1056/NEJMp1500523

[2] Ashley, E. A. (2016). The precision medicine initiative: A new endeavour by the government. JAMA, 315(7), 713–714. https://doi.org/10.1001/jama.2016.0297

[3] Denny, J. C., Rutter, J. L., Goldstein, D. B., Philippakis, A., Smoller, J. W., Jenkins, G., ... And Roden, D. M. (2019). The Research Program "All of Us." New England Journal of Medicine, 381(7), 668–676. https://doi.org/10.1056/NEJMsr1809937

[4] Topol, E. (2019). Deep medicine: How AI can bring the human touch back to healthcare. Basic Books.

[5] Hood, L., & Price, N. D. (2014). Making diseases less mysterious and making health care available to everyone. Science Translational Medicine, 6(225), 225ed5. https://doi.org/10.1126/scitranslmed.3007805

[6] Ginsburg, G. S., & Phillips, K. A. (2018). Precision medicine: Transitioning from science to value. Health Affairs, 37(5), 694–701. https://doi.org/10.1377/hlthaff.2017.1624
[7] Esteva, A., Robicquet, A., Ramsundar, B., Kuleshov, V., DePristo, M., Chou, K., ... & Dean, J. (2019). A guide to using deep learning in health care. Nature Medicine, 25(1), 24–29. https://doi.org/10.1038/s41591-018-0316-z
[8] Chen, R., Mias, G. I., Li-Pook-Than, J., Jiang, L., Lam, H. Y. K., Chen, R., ... & Snyder, M. (2012). Personal omics profiling uncovers changing molecular and clinical characteristics. Cell, 148(6), 1293–1307. https://doi.org/10.1016/j.cell.2012.02.009
[9] Mittelstadt, B. D., Allo, P., Taddeo, M., Wachter, S., & Floridi, L. (2016). The ethics of algorithms: Charting the discourse. Big Data & Society, 3(2), 1–21. https://doi.org/10.1177/2053951716679679
[10] Leopold, J. A., & Loscalzo, J. (2018). The growing importance of precision medicine in heart disease. Circulation Research, 122(9), 1302–1315. https://doi.org/10.1161/CIRCRESAHA.117.311060
[11] Richards, S., Aziz, N., Bale, S., Bick, D., Das, S., Gastier-Foster, J., ... & ACMG Laboratory Quality Assurance Committee. (2015). Standards and recommendations for interpreting sequence variations. Genetics in Medicine, 17(5), 405–424. https://doi.org/10.1038/gim.2015.30
[12] Topol, E. J. (2014). Personalised medicine from conception until death. Cell, 157(1), 241–253. https://doi.org/10.1016/j.cell.2014.02.012
[13] Jain, S. H., Powers, B. W., Hawkins, J. B., and Brownstein, J. S. (2015). The digital phenotype. Nature Biotechnology, 33(5), 462–463. https://doi.org/10.1038/nbt.3223
[14] McKinney, S. M., Sieniek, M., Godbole, V., Godwin, J., Antropova, N., Ashrafian, H., ... & Suleyman, M. (2020). Global assessment of an AI system for breast cancer detection. Nature, 577(7788), 89–94. https://doi.org/10.1038/s41586-019-1799-6
[15] Goldstein, B. A., Navar, A. M., Pencina, M. J., & Ioannidis, J. P. A. (2017). A thorough examination of the opportunities and problems in creating risk prediction models using electronic health records data. Journal of the American Medical Informatics Association, 24(1), 198–208. https://doi.org/10.1093/jamia/ocw042
[16] Harari, Y. N. (2018). Twenty-One Lessons for the Twenty-First Century. Spiegel & Grau. (Chapter on bio-data and ethics in AI)
[17] Obermeyer, Z., & Emanuel, E. J. (2016). Using big data, machine learning, and clinical medicine to guess what will happen in the future. New England Journal of Medicine, 375(13), 1216–1219. https://doi.org/10.1056/NEJMp1606181
[18] Wahl, B., Cossy-Gantner, A., Germann, S., and Schwalbe, N. R. (2018). Artificial intelligence (AI) and global health: What role might AI play in improving health in low-resource environments? BMJ Global Health, 3(4), e000798. https://doi.org/10.1136/bmjgh-2018-000798
[19] Mittelstadt, B. (2019). Principles alone cannot ensure ethical AI. Nature Machine Intelligence, 1(11), 501–507. https://doi.org/10.1038/s42256-019-0114-4
[20] Yang, G., Zhang, J., Liu, J., Sun, M., and Liu, Y. (2021). Artificial intelligence in healthcare: the past, the present, and the future. 78, 1–11, in Seminars in Cancer Biology. https://doi.org/10.1016/j.semcancer.2021.05.002
[21] Belle, A., Thiagarajan, R., Soroushmehr, S. M. R., Navidi, F., Beard, D. A., & Najarian, K. (2015). Big data analytics in the field of health care. BioMed Research International, 2015, 370194. https://doi.org/10.1155/2015/370194
[22] Ransohoff, D. F., & Khoury, M. J. (2010). Personalised medicine: Truths and misconceptions. Clinical Chemistry, 56(5), 614–621. https://doi.org/10.1373/clinchem.2009.139741
[23] Shickel, B., Tighe, P. J., Bihorac, A., & Rashidi, P. (2018). Deep EHR: An examination of current progress in deep learning methodologies for the study of electronic health records (EHR). IEEE Journal of Biomedical and Health Informatics, 22(5), 1589–1604. https://doi.org/10.1109/JBHI.2017.2767063
[24] van der Schaar, M., Alaa, A. M., Floto, A., Gimson, A., Scholtes, S., Wood, A., & Jarrett, D. (2021). How AI is transforming the way healthcare is delivered. The Lancet Digital Health, 3(10), e599–e606. https://doi.org/10.1016/S2589-7500(21)00117-6
[25] Khoury, M. J., & Galea, S. (2016). Will precision medicine enhance public health? JAMA, 316(13), 1357–1358. https://doi.org/10.1001/jama.2016.12260